




# New student veteran and dependents checklist

## 1. Applying for benefits

It takes approximately one to two months for approval, so start the process early. For additional details, refer to [veterans.asu.edu/benefits/start](http://veterans.asu.edu/benefits/start).

**PTVC tip:** You can apply to ASU before receiving your Certificate of Eligibility from or submitting your 1905 form to the VA. See step 2.

Complete the appropriate form based on your status (one of the three options listed below):

 <b>If you are using your education benefits for the first time*</b>	<b>Please complete the following form</b>
Veteran or service member	Form 22-1990 at <a href="http://www.vets.gov/education/apply/">www.vets.gov/education/apply/</a>
Dependent spouse or child applying for transferred benefits (Transfer of Entitlement Program)	Form 22-19990e at <a href="http://www.vets.gov/education/apply/">www.vets.gov/education/apply/</a>
Dependent spouse or child eligible for Survivors' and Dependents' Education Assistance Program (CH 35) or Chapter 33 Fry Scholarship	Form 22-5490 at <a href="http://www.vets.gov/education/apply/">www.vets.gov/education/apply/</a>
 <b>If you used benefits at a previous school and will transfer or have transferred to Arizona State University*</b>	<b>Please complete the following form</b>
Veteran or service member	Form 22-1995 at <a href="http://www.vets.gov/education/apply/">www.vets.gov/education/apply/</a>
Dependent spouse or child applying for transferred benefits (Transfer of Entitlement Program)	Form 22-5495 at <a href="http://vabenefits.vba.va.gov/vonapp/default.asp">vabenefits.vba.va.gov/vonapp/default.asp</a>
Dependent spouse or child eligible for Survivors' and Dependents' Education Assistance Program (CH 35) or Chapter 33 Fry Scholarship	Form 22-5495 at <a href="http://vabenefits.vba.va.gov/vonapp/default.asp">vabenefits.vba.va.gov/vonapp/default.asp</a>
 <b>If you are a veteran applying for Vocational Rehabilitation, please complete the following form**</b>	Form 28-1900 at <a href="http://www.ebenefits.va.gov/ebenefits/apply">www.ebenefits.va.gov/ebenefits/apply</a>  Be sure you are applying for CH 31 Voc Rehab and not CH 36 Educational and Vocational Counseling

\* If you are using VA education benefits, the VA will mail to you a copy of your Certificate of Eligibility (COE) after processing your application for benefits.

\*\* For veterans using Vocational Rehabilitation, your VR&E counselor will provide a 1905 form if you are found entitled to VocRehab and a plan of service is developed to include education. This form is used in lieu of a Certificate of Eligibility.

## 2. Apply to Arizona State University

**PTVC tip:** You can apply to ASU before receiving your Certificate of Eligibility from or submitting your 1905 form to the VA.

- Start your application at **students.asu.edu/apply**. If you have a Joint Services Transcript, we encourage you to request it be sent to ASU when you apply.

## After admission to ASU:

### 3. Receive academic advising and register for classes

To enroll in classes at ASU, you must first speak with an academic advisor. This will remove the hold on your account and allow you to register.

- Schedule an academic advising appointment.
  1. Go to **my.asu.edu**.
  2. Click on the **eAdvisor** tab.
  3. Click on the **Advisor** tab.
  4. Schedule an appointment. You can meet by phone, in-person, Skype, etc.
- Register for classes after your advising appointment.
  1. Go to **my.asu.edu**.
  2. Click on the **Class Search Tool** tab.
  3. Choose a course and click on the **Add/Drop Class** tab.

**PTVC tip:** Even though you may sign up for classes into the first week of the semester, we strongly encourage you to register as soon as you can to get the classes you want.

### 4. Complete ASU's documents for VA benefits processing

Processing the documents and forms you submit will take approximately one to two business days. The forms include detailed instructions, but if you have any questions, contact us at **ASUveterans@asu.edu**.

**PTVC tip:** If you are using only Tuition Assistance (not VA benefits), these forms do not apply to you. Go to step 5.

- Go to Next Steps for Newly Admitted Students at **veterans.asu.edu/benefits/admitted**.
  1. Read the first section: **To get your benefits started at ASU, you need to submit a few forms.**
  2. Click on **VA Benefits Responsibility Form** and complete this online form.
  3. After you've registered for your courses, **and at least 24 hours after** you submitted your Benefits Responsibility Form, click on **VA Enrollment Activity Form** and complete this online form.
  4. Click on **Prior Credit Evaluation** if you are transferring courses, credits and/or previous experiences. This form applies to all students except VocRehab students.
    - Your academic advisor will need to fill out a portion of this form. You or your advisor can send the completed form to **PTVCforms@asu.edu**.
  5. Submit your Certificate of Eligibility (for education benefits) or 1905 (for VocRehab) to the Pat Tillman Veterans Center using one of the options below:
    - Email the form to **PTVCforms@asu.edu**.
    - Fax the form to **480-522-3058**.
    - Submit the form in-person to the Pat Tillman Veterans Center on your campus.

### 5. Residency

Most veterans and military members are eligible for in-state residency for tuition purposes. If you have any questions about residency or filing for in-state classification after reading the information below, please contact the Residency Classification Office directly at **480-965-7712** or **residency@asu.edu**.

## 6. Secondary Tasks

The following tasks will help in your transition to ASU and the university environment. Complete as many of these as you can.

- 1. Register for Pat Tillman Veterans Center Welcome Event. [veterans.asu.edu/welcome-event](https://veterans.asu.edu/welcome-event)
  - Information about this special orientation on your campus will be emailed to you prior to the semester beginning.
  - Plan to attend — you'll be glad you did.
  
- 2. Complete a FAFSA (Free Application for Federal Student Aid).

**PTVC tip:** If you are receiving GI Bill® benefits, you are still eligible to receive federal student aid. It takes about 30 minutes to apply. Find out how much aid you could receive.

  - Fill out the application at [fafsa.gov](https://fafsa.gov). (ASU's Federal School Code: 001081)
  - Read more at [students.asu.edu/financialaid](https://students.asu.edu/financialaid).
  
- 3. Visit us virtually with the ASU Campus Maps and Tours.
  - Go to [www.asu.edu/map/interactive](https://www.asu.edu/map/interactive).
  - Get familiar with your campus and explore!
  
- 4. Choose your ASURITE UserID Card.
  - Go to [cardservices.asu.edu](https://cardservices.asu.edu) to choose your ASU ID card.
  - Upload an ID photo.
  - Choose how you would like to receive your card.
  
- 5. Consider registering for LIA 294 Student Success for Veterans.

**PTVC tip:** If you are a freshman or new transfer student veteran, this introductory course can set you up for success in your ASU classes.

  - Learn more at [veterans.asu.edu/student-services/veteran-student-success-class](https://veterans.asu.edu/student-services/veteran-student-success-class).
  
- 6. Follow us on social media.
  - Go to [veterans.asu.edu/social-media](https://veterans.asu.edu/social-media) and follow us on Facebook, Instagram and SoundCloud.
  - Go to [veterans.asu.edu/community](https://veterans.asu.edu/community) to see what members of the community have posted lately.

## We are here to help!

If you have any questions about the items on this checklist, contact the Pat Tillman Veterans Center sponsor team at [ASUveterans@asu.edu](mailto:ASUveterans@asu.edu) or **480-727-3416**.